

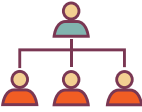







#	Bashkia	 NIVELI I TRANSPARENCËS	 E DREJTA E INFORMIMIT	 ORGANIZIMI I BRENDSHËM	 LEGJSLACIONI	 KËSHILLI BASHKIAK	 TRANSPARENCA FINANCIARE	 KONSULTIMI PUBLIK	 INFORMACIONE TË TJERA
1	Vlore	44%	91%	48%	33%	44%	19%	33%	30%
2	Shkoder	37%	48%	37%	17%	67%	25%	4%	50%
3	Lezhe	35%	50%	38%	0%	56%	23%	19%	43%
4	Durres	31%	50%	24%	0%	54%	25%	0%	47%
5	Elbasan	31%	48%	32%	25%	49%	13%	27%	22%
6	Himare	30%	59%	24%	25%	26%	4%	25%	38%
7	Kruje	26%	59%	30%	0%	31%	0%	23%	22%
8	Sarande	24%	20%	27%	8%	41%	6%	23%	35%
9	Puke	22%	17%	27%	0%	33%	13%	19%	33%
10	Korçe	21%	20%	14%	25%	36%	0%	0%	53%
11	Kukes	21%	22%	13%	8%	54%	0%	19%	32%
12	Kamez	20%	17%	29%	17%	36%	6%	19%	15%
13	Pogradec	19%	35%	14%	0%	0%	13%	35%	23%
14	Fier	19%	17%	33%	0%	36%	6%	19%	12%
15	Tirane	18%	20%	14%	0%	15%	0%	31%	32%
16	Mat	15%	20%	16%	0%	15%	0%	19%	27%
17	Vore	13%	48%	5%	0%	10%	0%	19%	5%
18	Berat	13%	17%	5%	0%	21%	0%	31%	12%
19	Lushnje	12%	26%	10%	0%	31%	0%	19%	0%
20	Ura Vajguore	11%	17%	0%	0%	0%	0%	19%	32%
21	Mirdite	10%	17%	5%	0%	23%	13%	0%	13%
22	Patos	10%	17%	5%	0%	13%	0%	23%	10%
23	Skrapar	4%	17%	5%	0%	0%	0%	0%	2%

<b>MESATARE</b>	<b>21%</b>	<b>33%</b>	<b>20%</b>	<b>7%</b>	<b>30%</b>	<b>7%</b>	<b>18%</b>	<b>26%</b>
-----------------	------------	------------	------------	-----------	------------	-----------	------------	------------